


# 2025 [Hokubu • Seibu • Nagaoka]

## Calendar of Collection Days



## Symbols for Collection Days

- Days for Combustible Garbage
- Days for Noncombustible Garbage
- Days for Scrap Metals
- Days for Recyclables Seibu • Nagaoka Districts
- Days for Recyclables Hokubu District
- Days for Collecting old clothes

Garbage not Collected at Stations	Disposal Method						
Items subject to the Home Appliance Recycling Law: Air conditioners, TVs (CRT and LCD, plasma), refrigerators, freezers, washing machines / clothes dryers	• For inquiries, contact the distributor, electronics store, or Appliance Recycling Ticket Center (☎ 0120-319640). • Please note that some items are classified as small household appliances.						
Personal computers / Notebook computers	• For collection by the manufacturer, contact the store or see the homepage for the PC3R Promotion Association ( <a href="http://www.pc3r.jp/">http://www.pc3r.jp/</a> ). • For collection by courier, apply to ReNet Japan Recycle Co., Ltd. ( <a href="https://www.renet.jp/">https://www.renet.jp/</a> TEL: 0570-085-800), a company certified by the government. The collection fee for one box including the computer is free.						
Two-wheeled vehicles (motor scooters, motorcycles)	Contact the dealer or the Japan Automobile Recycling Promotion Center ( <a href="https://www.jarc.or.jp/">https://www.jarc.or.jp/</a> ).						
Blocks, concrete, gypsum boards (drywall)	It is required to process in accordance with the Construction Material Recycling Law. Contact the contractor for the construction.						
Agricultural waste plastics, pesticide bottles, agricultural fertilizer bags	Agricultural waste is business waste, so please consult with the store where you purchased it. * Agricultural cooperatives collect about twice a year for a fee.						
Tires, batteries	Please consult with the store or automobile dealership at which purchased, gas stations, etc.						
Gas cylinders, fire extinguishers, drum cans	Please consult with the store at which purchased or with a dealer when replacing.						
Watch batteries, rechargeable batteries	Please consult with your dealer or visit the home page of the Battery Association of Japan ( <a href="http://baj.or.jp/">http://baj.or.jp/</a> ).						
Garbage from business establishments and stores	Separate business waste from household waste and take the business waste to the Tanko District Sanitation Center, or request a registered contractor to take it.						
Oversized garbage Metals, electric appliances (other than those covered by the Home Appliances Law), furniture and other implements, bicycles, heaters, golf bags and clubs, tatami mats, etc.	<b>Take directly to the Tanko District Sanitation Center (Tel: 0197-24-5821).</b> *Acceptance times Weekdays (Mondays~Fridays except holidays)8:45~16:45 Also, the third Sunday of each month (fourth Sunday in May)8:45~11:45 <table><tr><td>Weight</td><td>Fee</td></tr><tr><td>Up to 100kg</td><td>¥ 500</td></tr><tr><td>Over 100kg to 200k g</td><td>¥ 1,700</td></tr></table> <div>For further information→ (<a href="https://ok-gyousei.jp/">https://ok-gyousei.jp/</a>)</div> 	Weight	Fee	Up to 100kg	¥ 500	Over 100kg to 200k g	¥ 1,700
Weight	Fee						
Up to 100kg	¥ 500						
Over 100kg to 200k g	¥ 1,700						














- Please see the town homepage for details.  
Use the QR code to the right.



Separating and disposal of garbage  
Garbage collection sites, Garbage separation terms  
Recycling electronics, Collecting old clothes  
<https://www.town.kanegasaki.iwate.jp/categories/bunya/kurashi/gomi/>

## Separating and Disposal of Garbage

- Only items in designated bags will be collected.
- Please write the name of the administrative district and your name firmly on the designated bag with an oil-based pen.
- Please put garbage out by 8 am.

Recycling Station Recycling Days		
Classification	Sorting	Rules for Disposal
<b>Waste Paper</b>  Tie with "paper string"	 <b>Newspaper</b>	● Use paper string tied into a cross for newspaper only. ※ Dispose advertisement flyers and such with Other.
	 <b>Cardboard</b>	● Use paper string tied into a cross for cardboard only. ● Remove all extraneous items such as cellophane tape, gum tape, labels, and staples.
	 <b>Paper cartons</b>	● Cut open and dry out paper cartons. Use paper string tied into a cross for paper cartons only. ※ Dispose paper cartons with aluminum backing with Combustible Garbage.
	 <b>Other</b> Boxes for sweets, boxes for groceries, cosmetics, clothing, etc., wrapping paper, paper bags, shirt mounts, bags for disposable chopsticks, leaflets, advertisements, magazines (books, comics, weekly magazines), etc.	● Use paper string tied into a cross. ● Remove all extraneous items such as cellophane tape, gum tape, cellophane in envelopes with empty windows, and plastics from tissue boxes ● Staples can remain. ● Dispose photographs, thermal paper, copy paper, and paper with water-resistant coating with Combustible Garbage. ※ It is not necessary to make detailed separations.
<b>Empty Cans</b> Place in pink recycling bags	 <b>Aluminum</b> Empty cans for beverages such as juice, coffee, and beer, and canned foods	● Wash the inside and put only aluminum cans into a "Recycling Bag" and put it out. ● Dispose tops of bottle cans with Noncombustible Garbage
	 <b>Steel</b> Empty cans for beverages such as juice, coffee, and beer, canned foods, and milk cans	● Wash the inside and put only steel cans into a "Recycling Bag" and put it out. ● Dispose tops of bottle cans with Noncombustible Garbage
<b>Bottles</b> Place in box at the station	<b>Returnable bottles</b> Beer bottles	● Wash the inside and remove the lid. (※ Can be returned to the store of purchase.)
	 <b>Colorless bottles</b> Brown bottles Other bottles Separate into the above categories and put each into the designated box.	● Remove metals and plastics from the neck. ● Wash the inside, remove the lid, and place in box. ● Dispose bottles for cosmetics and oils with Noncombustible Garbage. ※ Labels do not have to be removed.
<b>Plastics Containers and packaging</b>  Place in pink recycling bags	 <b>Plastic bottles</b>	● Only plastic bottles with this symbol ● Rinse the inside, remove labels and lids, place in a Recycling Bag, and put out. ※ Dispose labels and lids with Other plastics.
	 <b>Other plastics</b> Cash register bags, egg packs, trays, white trays, confectionery / bread bags, cup noodle containers, pudding / jelly containers, plastic bottle lids and labels, natto containers, styrofoam, etc.	● Place washed items in Recycling Bags and put out. ● Remove extraneous items such as stickers as much as possible but if you are unable to remove them, dispose of items with label still on. ● Styrofoam can be broken up if it does not fit in the bag. ● Do not double-pack
<b>Plate Glass</b> Place in box at the station	<b>Plate glass</b>	● Broken glass is OK. ● Remove dirt. ● Remove from bag and place in box. ※ Dispose glass products such as cups with Other Bottles (broken items are OK).
<b>Pottery</b> Place in box at the station	<b>Chinaware</b> Tea cups, plates, bowls, unglazed flower pots, clay pots, etc.	● Broken items are OK. ● Remove dirt. ● Remove from bag and place in box.
Days for Scrap Metal		
<b>Scrap Metal</b>	Tire wheels, bicycles (remove rubber tires and seats), aluminum, pans (enamel is also OK), wire hangers	● Remove any parts such as wood and rubber that can be removed and put metals in the collection box at the station. Place large items at the station.
<b>Electric Cords</b>	Electric cords	● Cables, cords ⇒ Cut cords attached to home appliances at the root and bundle them. Can be placed in Small Household Appliance collection box.
<b>Fluorescent Tubes</b>	Fluorescent tubes	※ Dispose broken fluorescent tubes and light bulbs with Noncombustible Garbage
<b>Dry Batteries</b>	Dry batteries	● Place directly in the collection box at the station. ※ Button batteries and rechargeable batteries are not collected at retail stores.
Garbage Station Days for Combustible Garbage		
<b>Combustible Garbage</b> Put in yellow household waste bags	 Food waste, dirty scrap paper, diapers, pieces of wood, leather products, disposable heating pads, rubber products, synthetic resin products, buckets, planters, plastic containers, cassette tapes, video tapes, cards, and other combustibles that cannot be recycled can be put in a bag.	● Use "Household Waste" bags. ● Compost garbage when possible. ● Drain liquids well. ● Do not roll scrap paper. Use recycling. ● Cut long items (hoses, belts, tree branches, etc.) to about 50cm. ● Large items such as carpets should be within 1 meter.
Days for Noncombustible Garbage		
<b>Noncombustible Garbage</b> Put in yellow household waste bags	 Spray cans, bottle / drink lids, and other non-recyclable, ncombustible items that can be placed in a bag	● Use "Household Waste" bags ● Open a hole in empty spray cans in a well ventilated space and circle the hole with a marker.
Items Collected at Government Office Buildings and Various District Centers		
<b>Small Household Appliances</b>	Cell phones / PHS, telephones / fax machines, radios, laptops / tablets, video equipment, audio equipment, auxiliary storage devices, e-book terminals, office electronic machinery / equipment, weighing / measuring devices, video games, car supplies, other accessories, etc. (Please see the attached "Small Home Appliance Recycling" pamphlet.)	※ Place in collection boxes at government office buildings / district centers (collected only when open). ※ For collection by courier, apply to ReNet Japan Recycle Co., Ltd ( <a href="https://www.renet.jp/">https://www.renet.jp/</a> TEL: 0570-085-800), a company certified by the government.
<b>Used Clothing</b>	Clothing in general, plush toys (without hard parts) ※ Items that are dirty or smelly, bedding, rugs, curtains, towels, boots, items missing a pair, customized items (items with names), school bags, and other hard bags <b>cannot</b> be collected.	※ Collected at designated sites twice a year. ※ Collection dates, times, and sites are announced in the KOHO and other publications.

For Inquiries, call Kanegasaki-cho Living Environment Division Resource Recycling Section ☎ 0197-42-2111